


Vehicle: [Retail] 2020 Ram 5500 Chassis (DP0L64) Tradesman 4x4 Reg Cab 168.5" WB (  Complete )

## Window Sticker

### SUMMARY

[Retail] 2020 Ram 5500 Chassis (DP0L64) Tradesman 4x4 Reg Cab 168.5" WB

MSRP:\$57,570.00

Interior:Diesel Grey/Black, Cloth Front 40/20/40 Bench Seat

Exterior 1:Bright White

Exterior 2:No colour has been selected.


Engine: 6.7L Cummins I-6 Turbo Diesel

Transmission: 6-Spd Aisin Heavy-Duty Automatic

### OPTIONS

CODE	MODEL	MSRP
DP0L64	[Retail] 2020 Ram 5500 Chassis (DP0L64) Tradesman 4x4 Reg Cab 168.5" WB	\$57,570.00
<b>OPTIONS</b>		
—	Federal air conditioning excise tax	\$100.00
2YA	Quick Order Package 2YA Tradesman	\$0.00
A61	Tradesman Level 1 Equipment Group	\$600.00
ADH	Electrical Accessory Group	\$500.00
AHD	Heavy-Duty Snowplow Prep Group	\$525.00
AHQ	Max Tow Package	\$325.00
AMP	Chrome Appearance Group	\$100.00
AZB	Heavy-Duty Front Suspension Group	Inc.
BAJ	220-Amp Alternator	Inc.
DF2	Transmission: 6-Spd Aisin Heavy-Duty Automatic	\$2,500.00
DK3	Electric Shift-On-The-Fly Transfer Case	\$200.00
DPL	4.89 Rear Axle Ratio	Inc.
ETN	Engine: 6.7L Cummins I-6 Turbo Diesel	\$6,950.00
LBN	Power Take Off Prep	\$300.00
MRT	Bright Tubular Side Steps	\$750.00
PW7	Bright White	\$0.00
TUY	Tires: 225/70R19.5G FT A-P RR Traction	\$0.00
V9X8	Diesel Grey/Black, Cloth Front 40/20/40 Bench Seat	\$125.00
WP3	Wheels: 19.5" x 6" Steel	\$0.00

Current report content is based on Data Version 11605, 1-Feb-2020 11:08:00 PST PM. Any performance-related calculations are offered solely as guidelines. Actual vehicle performance will depend on your operating conditions. All Information, specifications and pricing in this application are based on the latest information available. Chrome Data reserves the right to discontinue or change, at any time, without prior notice, the pricing, specifications, options, materials, equipment, design and models.

Vehicle: [Retail] 2020 Ram 5500 Chassis (DP0L64) Tradesman 4x4 Reg Cab 168.5" WB (  Complete )

XEFC	Transfer Case Skid Plate	Inc.	
XF6	Voltage Monitoring Auto Idle-Up Sys	Inc.	
XHC	Trailer Brake Control	Inc.	
XNR	Manual DPF Regeneration		\$250.00
Z0C	GVWR: 8,845 kgs (19,500 lbs)	Inc.	

**CUSTOM EQUIPMENT**

RAMFCS	Ram Fleet Commercial Sale		\$84.00
--------	---------------------------	--	---------


<b>SUBTOTAL</b>			<b>\$70,779.00</b>
Adjustments Total			\$0.00
Total Tax			\$100.00
Destination Charge			\$1,895.00
<b>TOTAL PRICE</b>			<b>\$72,774.00</b>

**FUEL ECONOMY**

Est City:N/A

Est Highway:N/A

Est Highway Cruising Range:N/A

Vehicle: [Retail] 2020 Ram 5500 Chassis (DP0L64) Tradesman 4x4 Reg Cab 168.5" WB (  Complete )

## Technical Specifications

### Powertrain

#### Transmission

Drivetrain	Four Wheel Drive	Trans Order Code	DF2
Trans Type	6	Trans Description Cont.	Automatic w/OD
Trans Description Cont. Again	N/A	First Gear Ratio (:1)	3.75
Second Gear Ratio (:1)	2.00	Third Gear Ratio (:1)	1.34
Fourth Gear Ratio (:1)	1.00	Fifth Gear Ratio (:1)	0.77
Sixth Gear Ratio (:1)	0.63	Reverse Ratio (:1)	3.54
Clutch Size	N/A	Trans Power Take Off	Yes
Final Drive Axle Ratio (:1)	N/A	Transfer Case Model	Electronic
Transfer Case Gear Ratio (:1), High	N/A	Transfer Case Gear Ratio (:1), Low	N/A
Transfer Case Power Take Off	Yes		

#### Mileage

EnerGuide Estimate - City	N/A	EnerGuide Estimate - Hwy	N/A
Cruising Range - City	N/A	Cruising Range - Hwy	N/A

#### Engine


Engine Order Code	ETN	Engine Type	Intercooled Turbo Diesel I-6
Displacement	6.7 L/408	Fuel System	Diesel Direct Injection
SAE Net Horsepower @ RPM	360 @ 2800	SAE Net Torque @ RPM	800 @ 1800
Engine Oil Cooler	Regular Duty		

#### Electrical

Cold Cranking Amps @ 0° F (Primary)	1460	Cold Cranking Amps @ 0° F (2nd)	1460
Maximum Alternator Capacity (amps)	220	Cold Cranking Amps @ 0° F (3rd)	N/A

#### Cooling System

Total Cooling System Capacity	N/A
-------------------------------	-----

Vehicle: [Retail] 2020 Ram 5500 Chassis (DP0L64) Tradesman 4x4 Reg Cab 168.5" WB (  Complete )

**Vehicle**

**Emissions**

Kg/yr of CO2 Emissions @ 20K km/year	N/A	G/km Of CO2 Emissions	N/A
--------------------------------------	-----	-----------------------	-----

**Chassis**

**Weight Information**

Standard Weight - Front	0.00 lbs	Standard Weight - Rear	0.00 lbs
Gross Axle Wt Rating - Front	7000 lbs	Gross Axle Wt Rating - Rear	13500 lbs
Curb Weight - Front	4215 lbs	Curb Weight - Rear	3151 lbs
Option Weight - Front	731.00 lbs	Option Weight - Rear	137.00 lbs
Reserve Axle Capacity - Front	2054.00 lbs	Reserve Axle Capacity - Rear	10212.00 lbs
As Spec'd Curb Weight	8234.00 lbs	As Spec'd Payload	11266.00 lbs
Maximum Payload Capacity	12134.00 lbs	Gross Combined Wt Rating	32000 lbs
Gross Axle Weight Rating	20500.00 lbs	Curb Weight	7366.00 lbs
Reserve Axle Capacity	12266.00 lbs	Total Option Weight	868.00 lbs
Payload Weight Front	0 lbs	Payload Weight Rear	0 lbs
Gross Vehicle Weight Rating	19500.00 lbs		

**Frame**

Frame Type	N/A	Sect Modulus Rails Only	N/A
Frame RBM	N/A	Frame Strength	N/A
Frame Thickness	N/A		


**Suspension**

Suspension Type - Front	Leading Link	Suspension Type - Rear	Leaf
Spring Capacity - Front	N/A	Spring Capacity - Rear	N/A
Axle Type - Front	Non-Independent	Axle Type - Rear	Rigid Axle
Axle Capacity - Front	7000 lbs	Axle Capacity - Rear	13500 lbs
Axle Ratio (:1) - Front	4.89	Axle Ratio (:1) - Rear	4.89
Shock Absorber Diameter - Front	N/A	Shock Absorber Diameter - Rear	N/A
Stabilizer Bar Diameter - Front	N/A	Stabilizer Bar Diameter - Rear	N/A

**Tires**

Front Tire Order Code	TUY	Rear Tire Order Code	TUY
-----------------------	-----	----------------------	-----

Current report content is based on Data Version 11605, 1-Feb-2020 11:08:00 PST PM. Any performance-related calculations are offered solely as guidelines. Actual vehicle performance will depend on your operating conditions. All Information, specifications and pricing in this application are based on the latest information available. Chrome Data reserves the right to discontinue or change, at any time, without prior notice, the pricing, specifications, options, materials, equipment, design and models.

Vehicle: [Retail] 2020 Ram 5500 Chassis (DP0L64) Tradesman 4x4 Reg Cab 168.5" WB (  Complete )

## Chassis

### Tires

Spare Tire Order Code	N/A	Front Tire Size	225/70R19.5
Rear Tire Size	225/70R19.5	Spare Tire Size	N/A
Front Tire Capacity	7940 lbs	Rear Tire Capacity	15000 lbs
Spare Tire Capacity	N/A	Revolutions/Mile @ 45 mph - Front	N/A
Revolutions/Mile @ 45 mph - Rear	N/A	Revolutions/Mile @ 45 mph - Spare	N/A

### Wheels

Front Wheel Size	19.5 X 6 in	Rear Wheel Size	19.5 X 6 in
Spare Wheel Size	N/A	Front Wheel Material	Steel
Rear Wheel Material	Steel	Spare Wheel Material	N/A

### Steering

Steering Type	Re-Circulating Ball	Steering Ratio (:1), On Centre	N/A
Steering Ratio (:1), At Lock	N/A	Turning Diameter - Curb to Curb	51.8 ft
Turning Diameter - Wall to Wall	N/A		

### Brakes

Brake Type	4-Wheel Disc	Brake ABS System	4-Wheel
Brake ABS System (Second Line)	4-Wheel	Disc - Front (Yes or )	Yes
Disc - Rear (Yes or )	Yes	Front Brake Rotor Diam x Thickness	15.3 in
Rear Brake Rotor Diam x Thickness	15.3 in	Drum - Rear (Yes or )	N/A
Rear Drum Diam x Width	N/A		

### Fuel Tank


Fuel Tank Capacity, Approx	196.8 gal	Aux Fuel Tank Capacity, Approx	N/A
Fuel Tank Location	N/A	Aux Fuel Tank Location	N/A

## Dimensions

### Interior Dimensions

Passenger Capacity	3	Front Head Room	39.8 in
Front Leg Room	40.9 in	Front Shoulder Room	65.9 in
Front Hip Room	62.9 in	Second Head Room	N/A

Current report content is based on Data Version 11605, 1-Feb-2020 11:08:00 PST PM. Any performance-related calculations are offered solely as guidelines. Actual vehicle performance will depend on your operating conditions. All Information, specifications and pricing in this application are based on the latest information available. Chrome Data reserves the right to discontinue or change, at any time, without prior notice, the pricing, specifications, options, materials, equipment, design and models.

Vehicle: [Retail] 2020 Ram 5500 Chassis (DP0L64) Tradesman 4x4 Reg Cab 168.5" WB (  Complete )

**Dimensions**

**Interior Dimensions**

Second Leg Room	N/A	Second Shoulder Room	N/A
Second Hip Room	N/A		

**Exterior Dimensions**

Wheelbase	168.5 in	Length, Overall w/o rear bumper	N/A
Length, Overall	258.3 in	Width, Max w/o mirrors	86.9 in
Height, Overall	81.5 in	Overhang, Front	N/A
Overhang, Rear w/o bumper	N/A	Front Bumper to Back of Cab	N/A
Cab to Axle	84.1 in	Cab to End of Frame	N/A
Ground to Top of Load Floor	N/A	Ground to Top of Frame	N/A
Frame Width, Rear	N/A	Ground Clearance, Front	8 in
Ground Clearance, Rear	8 in	Body Length	0.00 ft
Cab to Body	N/A		

**Cargo Area Dimensions**

Cargo Box Width @ Top, Rear	N/A	Cargo Box Width @ Floor	N/A
Cargo Box Width @ Wheelhousings	N/A	Cargo Box (Area) Height	N/A
Tailgate Width	N/A	Cargo Volume	N/A
Ext'd Cab Cargo Volume	N/A		

Current report content is based on Data Version 11605, 1-Feb-2020 11:08:00 PST PM. Any performance-related calculations are offered solely as guidelines. Actual vehicle performance will depend on your operating conditions. All Information, specifications and pricing in this application are based on the latest information available. Chrome Data reserves the right to discontinue or change, at any time, without prior notice, the pricing, specifications, options, materials, equipment, design and models.